

PRIME CHARDONNAY MODERATE FUND OF FUNDS (Class A)

as at 30 June 2019

BRANTAM
FINANCIAL SERVICES

FUND DETAILS

FUND OBJECTIVE

The primary investment objective of the Prime Chardonnay Moderate Fund of Funds is to achieve enhanced growth of capital over the longer term at the risk of moderate short term volatility of capital values.

FUND UNIVERSE

The Prime Chardonnay Moderate Fund of Funds will, apart from assets in liquid form, consist solely of participatory interests in Collective Investment Schemes. The following asset allocation limitations will apply to the Fund.

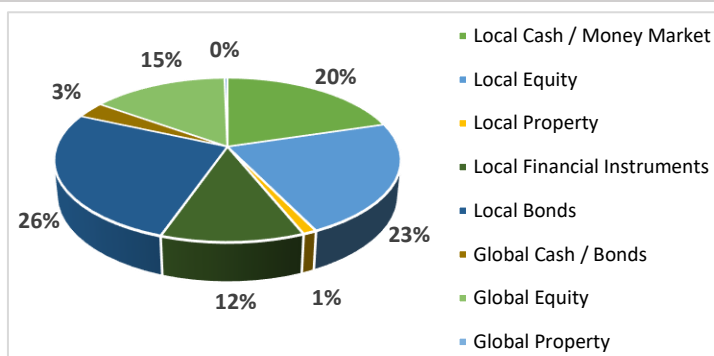
INVESTOR RISK RATING



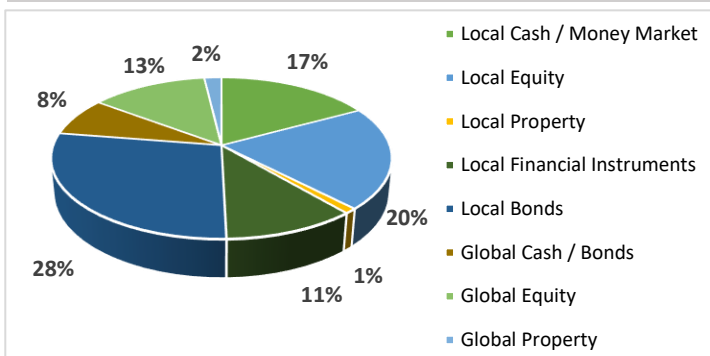
MANDATE WEIGHTING

	Equity	Money Mrkt & FI	Property	Foreign
Min	41%	10%	0%	0%
Max	60%	59%	25%	30%

ASSET ALLOCATION (March 2019)



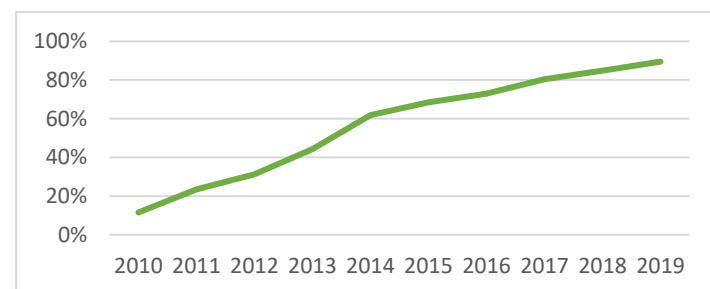
ASSET ALLOCATION (June 2019)



ANNUALISED RETURNS

	BRANTAM	CPI+3%
1 Year	4,36%	7,66%
3 Years	5,64%	7,99%
5 Years	5,68%	8,20%
7 Years	8,22%	8,51%
10 Years	8,85%	8,37%

CUMMULATIVE RETURNS



DISTRIBUTIONS

August 2018 (cpu)		February 2019 (cpu)	
A	3,14	A	3,37
A 1	3,59	A 1	3,81
B	3,29	B	3,51
C	4,19	C	4,41
R	3,45	R	3,68
R 1	3,70	R 1	3,92

FEE BREAKDOWN

Class	Total Expense Ratio*	Trans. Costs**	Total Inv. Charge***
A	2,46	0,12	2,58
A1	1,94	0,12	2,06
B	2,29	0,12	2,41
C	1,25	0,12	1,37
R	2,10	0,12	2,22
R 1	1,82	0,12	1,94

*TER: Expenses related to the administration of the Financial Product. A higher TER does not necessarily imply a poor return, nor does a low TER imply a good return. The current TER may not necessarily be an accurate indication of future TER's.

**TC: Costs relating to the buying and selling of the assets underlying the financial product.

***Total Investment Charge: Transaction costs are a necessary cost in administering the Financial Product and impacts Financial Product returns. It should not be considered in isolation as returns may be impacted by many other factors over time including market returns, the type of Financial Product, the Investment decisions of the investment manager and the TER. Inclusive of the TER, a performance fee of 0.00% of the net asset value of the class of the Financial Product was recovered.

The Fund remains within the reporting fund regime as at the date of this report.

PRIME CHARDONNAY MODERATE FUND OF FUNDS (Class A)

as at 30 June 2019

BRANTAM
FINANCIAL SERVICES

FUND SECTOR ALLOCATION

Resources	8,40
Financial	6,79
Construction	0,01
Consumer	2,98
Healthcare	0,28
Technomedia	0,22
IT	0,00
Transport	1,48
Other Industrial	0,40
Local Property	1,02
Local Bonds	27,88
Preference Shares	10,91
Local Cash	17,09
Foreign Equities	12,91
Global Property	1,90
Global Cash & Bonds	7,71
	100

FUND MANAGER RETURNS

	1 Quarter	1 Year
Local Equity		
Prime	-0,15%	-0,09%
PSG	-3,95%	-8,21%
Ashburton	1,29%	4,55%
Local Preference Shares		
Bridge Fund Managers	4,61%	21,65%
Local Bonds		
Investec Div.	2,04%	8,24%
Investec Gilt	4,24%	11,33%
Prescient	2,26%	9,04%
Global Equity		
Prime Claret WWFOF	1,15%	2,23%
Cash		
Prime	2,06%	8,33%
Laurium Capital*	2,19%	2,00%

*1 year figure calculated since inception - 1 March 2019

FUND FACTS

Advisor:	Brantam Financial Services	Minimum Initial Inv:	R 50,000 lump sum
Contact:	T (011) 789-1255 F (011) 789-1292		R 1,000 debit order
Website:	www.brantam.co.za	Management Company:	Prime Collective Investment Schemes Management Company (RF) (Pty) Ltd
Trustee:	Societe Generale Security Services	Contact:	T (010) 594-2100 F 086 642-1880
Trustee Contact:	(T) 011 448 8800	Physical Address:	28 Peter Place, Lyme Park, Johannesburg, 2060
Auditors:	Deloitte	Email:	save@primeinvestments.co.za
Administrator:	Global Independent Administrators	Industry Membership:	ASISA
Classification:	South African – Multi Asset – Medium Equity	Income Declaration:	February & August
Inception Date:	01 Mar 06	Income Distribution:	March & September
Initial Fee:	Nil		
Annual Service Fee:	Class A: 1.40875% (Incl. VAT) Class B: 1.23625% (Incl. VAT) Class C: 0.20125% (Incl. VAT)		

	Apr 19	May 19	Jun 19
Fund Size (R):	R 685 523 375	R 665 616 955	R 676 711 289
Fund Units:	387 805 108	382 178 905	385 343 470

*All figures have been rounded to the nearest Rand & Unit

PRIME CHARDONNAY MODERATE FUND OF FUNDS (Class A)

as at 30 June 2019

BRANTAM
FINANCIAL SERVICES

COMMENTARY

The Chardonnay fund experienced a strong headwind in the form of unappealing equity performance over the last 3 quarters, with its growth being roughly flat. The funds exposure to preference shares and gilts propped up its performance against a disappointing local market.

DISCLAIMER

This is a minimum disclosure document and general investor report. Collective Investment Schemes are generally medium to long term investments. The value of participatory interests may go down as well as up. The manager does not provide any guarantee either with respect to the capital or the return of a portfolio. Past performance is not necessarily an indication of future performance. CIS's are traded at ruling prices and can engage in borrowing and scrip lending. Different classes of units apply to these portfolios and are subject to different fees and charges. A schedule of fees and charges and maximum commissions is available on request from the manager. The manager has a right to close portfolios to new investors in order to manage them more efficiently in accordance with their mandates. Forward pricing is used. The manager may borrow up to 10% of the market value of the portfolio to bridge insufficient liquidity. Actual investment performance will differ based on the initial fees applicable, the actual investment date and the date of reinvestment of income. Dealing prices are calculated on a net asset value and auditor's fees, bank charges and trustee fees are levied against the portfolios. Performance is calculated for the portfolio, as well as that the individual investor performance may differ as a result of initial fees, the actual investment date, the date of reinvestment and dividend withholding tax. Lump sum investment performances are quoted. Income distributions are included in the calculations. Performance numbers and graphs are sourced from Brantam Financial Services (Pty) Ltd. NAV to NAV figures have been used. The investment performance is calculated after taking the actual initial fees and all ongoing fees into account. The reinvestment of income is calculated on the actual amount distributed per participatory interest by using the ex-dividend date NAV price of the applicable class of the portfolio, irrespective of the actual reinvestment date. Risk profile of the fund ranges from low risk to high risk with a low risk potentially associated with lower rewards and a high risk with potentially higher rewards. Foreign securities may be included in the portfolio from time to time and as such may result in the following: potential constraints on liquidity and the repatriation of funds; macroeconomic risks; political risks; foreign exchange risks; tax risks; settlement risks; and potential limitations on the availability of market information. One can also obtain additional information on Prime products on the Prime CIS website and all price related queries or information is readily available on request. Fund of funds are portfolios that invests in portfolios of collective investment schemes that levy their own charges, which could result in a higher fee structure for the fund of funds. The daily cut off time is 14:00 for trades and the valuation point is 17:00. Prices are published on Finswitch by 10:00 daily. Prime Collective Investment Schemes Management Company (RF) (Pty) Ltd is registered as a Collective Investment Scheme Manager in terms of Section 5 of the Collective Investment Schemes Control Act and is a member of ASISA.