

PRIME CLASSIC PORT CONSERVATIVE FUND OF FUNDS

as at 31 December 2018

FUND DETAILS

FUND OBJECTIVE

The primary investment objective of the Prime Classic Port Conservative Fund of Funds is to seek a high level of income with capital growth over the longer term.

FUND UNIVERSE

The Prime Classic Port Conservative Fund of Funds will, apart from assets in liquid form, consist solely of participatory interests in Collective Investment Schemes. The following asset allocation limitations will apply to the fund.

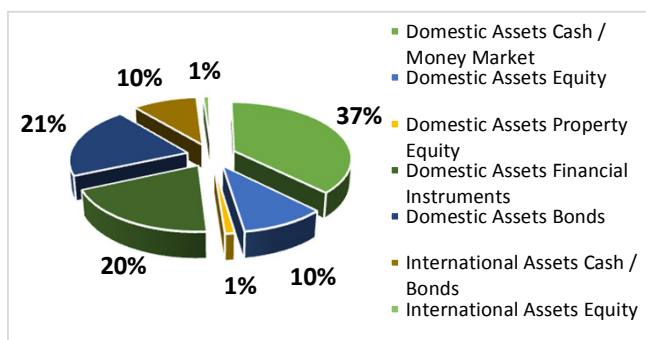
INVESTOR RISK RATING



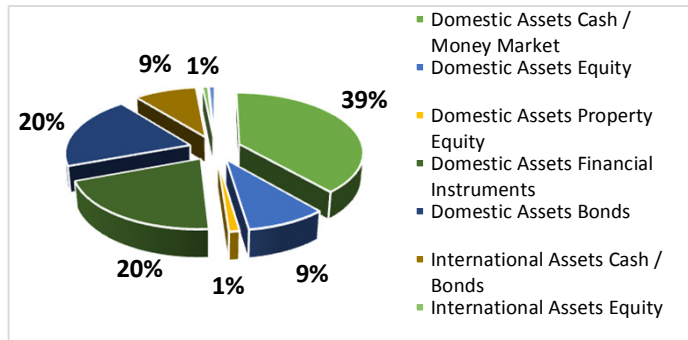
MANDATE WEIGHTING

	Equity	Money Mrkt & FI	Property	Foreign
Min	0%	65%	0%	0%
Max	10%	100%	25%	25%

ASSET ALLOCATION (Sep 2018)



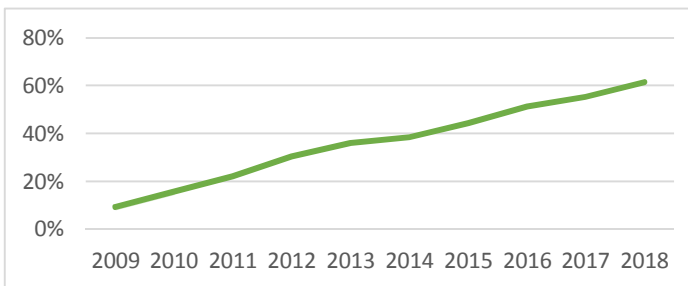
ASSET ALLOCATION (Dec 2018)



ANNUALISED RETURNS

	BRANTAM	CPI+2%
1 Year	6.53%	7.32%
3 Years	5.89%	7.66%
5 Years	5.21%	7.55%
7 Years	5.68%	7.57%
10 Years	6.19%	7.51%

CUMMULATIVE RETURNS



DISTRIBUTIONS

February 2018 (cpu)		August 2018 (cpu)	
A	3.73	A	3.34
A 1	4.03	A 1	3.65
B	3.94	B	3.45
C	4.41	C	4.05
R	3.94	R	3.55
R 1	4.10	R 1	3.71

FEE BREAKDOWN

Class	Total Expense Ratio*	Trans. Costs**	Total Inv. Charge***
A	2.21	0.06	2.27
A1	1.70	0.06	1.76
B	1.94	0.06	2.00
C	1.02	0.06	1.08
R	1.86	0.06	1.92
R 1	1.57	0.06	1.63

*TER: Expenses related to the administration of the Financial Product. A higher TER does not necessarily imply a poor return, nor does a low TER imply a good return. The current TER may not necessarily be an accurate indication of future TER's.

**TC: Costs relating to the buying and selling of the assets underlying the financial product.

***Total Investment Charge: Transaction costs are a necessary cost in administering the Financial Product and impacts Financial Product returns. It should not be considered in isolation as returns may be impacted by many other factors over time including market returns, the type of Financial Product, the Investment decisions of the investment manager and the TER. Inclusive of the TER, a performance fee of 0.00% of the net asset value of the class of the Financial Product was recovered.

The Fund remains within the reporting fund regime as at the date of this report.

PRIME CLASSIC PORT CONSERVATIVE FUND OF FUNDS

as at 31 December 2018

BRANTAM
FINANCIAL SERVICES

FUND SECTOR ALLOCATION

Resources	1.81%
Financial	2.43%
Construction	0.06%
Consumer	2.42%
Healthcare	0.56%
Technomedia	0.60%
IT	0.23%
Other Industrial	0.93%
Local Property	1.18%
Local Bonds	19.84%
Financial Instruments	20.48%
Local Cash	38.65%
Foreign Equities	0.78%
Global Property	0.82%
Global Cash&Bonds	9.22%
Total	100%

FUND MANAGER RETURNS

	1 Quarter	1 Year
Local Equity		
Ashburton	2.54%	-10.26%
Prime	-8.01%	-6.31%
M1 Capital	-7.65%	-16.84%
Local Preference Shares		
Bridge Fund Managers	0.18%	5.09%
Local Bonds		
Investec	2.50%	9.08%
Prescient	2.28%	8.36%
Local Cash		
Prime	1.97%	8.08%
Global Cash		
ABSA	-0.44%	9.44%

FUND FACTS

Advisor:	Brantam Financial Services
Contact:	T (011) 789-1255 F (011) 789-1292
Website:	www.brantam.co.za
Trustee:	Societe Generale Security Services
Trustee Contact:	(T) 011 448 8800
Auditors:	Grant Thornton
Administrator:	Global Independent Administrators
Classification:	South African – Multi - Income
Inception Date:	01-Mar-06
Initial Fee:	Nil
Annual Service Fee:	Class A: 1.3965% (Incl. VAT) Class B: 1.2255% (Incl. VAT) Class C: 0.1995% (Incl. VAT)

Minimum Initial Inv:	R 50,000 lump sum R 1,000 debit order
Management Company:	Prime Collective Investment Schemes Management Company (RF) (Pty) Ltd
Contact:	T (010) 594-2100 F 086 642-1880
Physical Address:	Hurlingham Office Park, Building B 1 st Floor, Suite 7, 59 Woodlands Avenue, Hurlingham, Sandton
Email:	save@primeinvestments.co.za

Industry Membership:	ASISA
Income Declaration:	February & August
Income Distribution:	March & September

	Oct-18	Nov-18	Dec-18
Fund Size (R):	R 146 745 850	R 146 109 768	R 147 622 751
Fund Units:	126 184 051	125 565 189	125 268 777

*All figures have been rounded to the nearest Rand & Unit

PRIME CLASSIC PORT CONSERVATIVE FUND OF FUNDS

as at 31 December 2018

BRANTAM
FINANCIAL SERVICES

COMMENTARY

The last quarter of 2018 was characterised by very weak equity markets, both locally and internationally. Because of Classic Ports low equity exposure, it was able to deliver a 1% return for the quarter.

DISCLAIMER

This is a minimum disclosure document and general investor report. Collective Investment Schemes are generally medium to long term investments. The value of participatory interests may go down as well as up. The manager does not provide any guarantee either with respect to the capital or the return of a portfolio. Past performance is not necessarily an indication of future performance. CIS's are traded at ruling prices and can engage in borrowing and scrip lending. Different classes of units apply to these portfolios and are subject to different fees and charges. A schedule of fees and charges and maximum commissions is available on request from the manager. The manager has a right to close portfolios to new investors in order to manage them more efficiently in accordance with their mandates. Forward pricing is used. The manager may borrow up to 10% of the market value of the portfolio to bridge insufficient liquidity. Actual investment performance will differ based on the initial fees applicable, the actual investment date and the date of reinvestment of income. Dealing prices are calculated on a net asset value and auditor's fees, bank charges and trustee fees are levied against the portfolios. Performance is calculated for the portfolio, as well as that the individual investor performance may differ as a result of initial fees, the actual investment date, the date of reinvestment and dividend withholding tax. Lump sum investment performances are quoted. Income distributions are included in the calculations. Performance numbers and graphs are sourced from Brantam Financial Services (Pty) Ltd. NAV to NAV figures have been used. The investment performance is calculated after taking the actual initial fees and all ongoing fees into account. The reinvestment of income is calculated on the actual amount distributed per participatory interest by using the ex-dividend date NAV price of the applicable class of the portfolio, irrespective of the actual reinvestment date. Risk profile of the fund ranges from low risk to high risk with a low risk potentially associated with lower rewards and a high risk with potentially higher rewards. Foreign securities may be included in the portfolio from time to time and as such may result in the following: potential constraints on liquidity and the repatriation of funds; macroeconomic risks; political risks; foreign exchange risks; tax risks; settlement risks; and potential limitations on the availability of market information. One can also obtain additional information on Prime products on the Prime CIS website and all price related queries or information is readily available on request. Fund of funds are portfolios that invests in portfolios of collective investment schemes that levy their own charges, which could result in a higher fee structure for the fund of funds. The daily cut off time is 14:00 for trades and the valuation point is 17:00. Prices are published on Finswitch by 10:00 daily. Prime Collective Investment Schemes Management Company (RF) (Pty) Ltd is registered as a Collective Investment Scheme Manager in terms of Section 5 of the Collective Investment Schemes Control Act and is a member of ASISA.